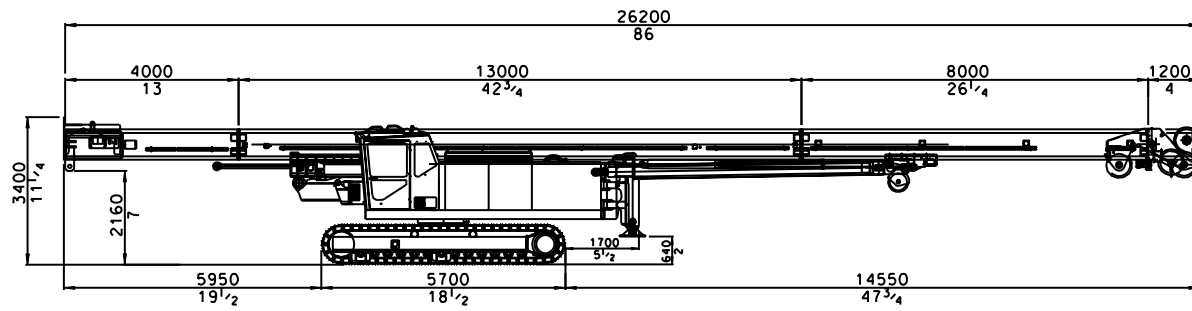
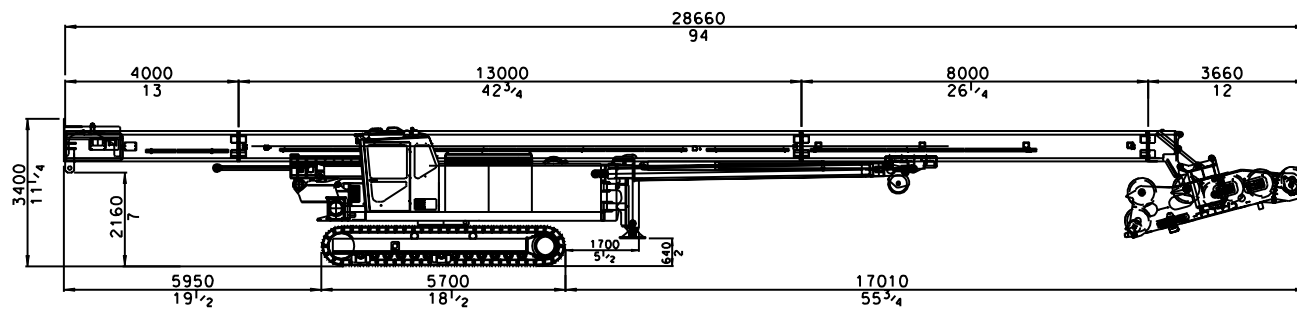


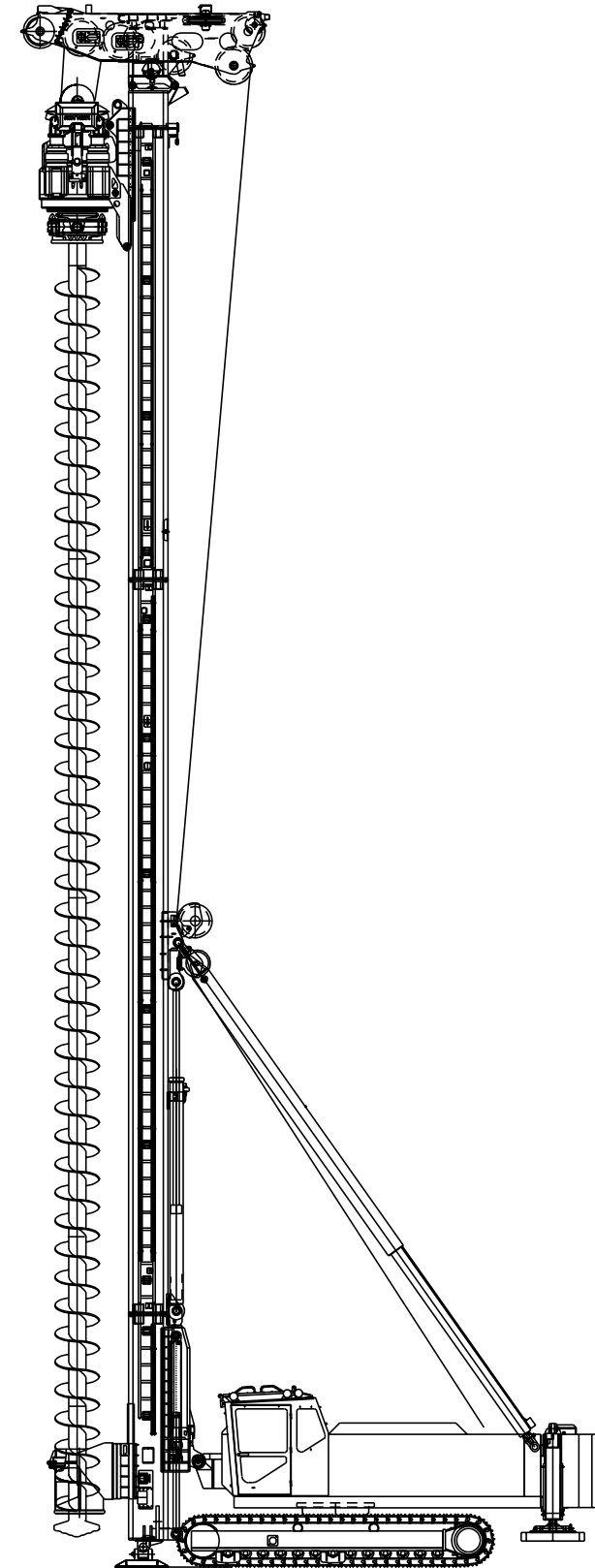
Minimum track width.



PM 26 transport dimensions with side cathead.



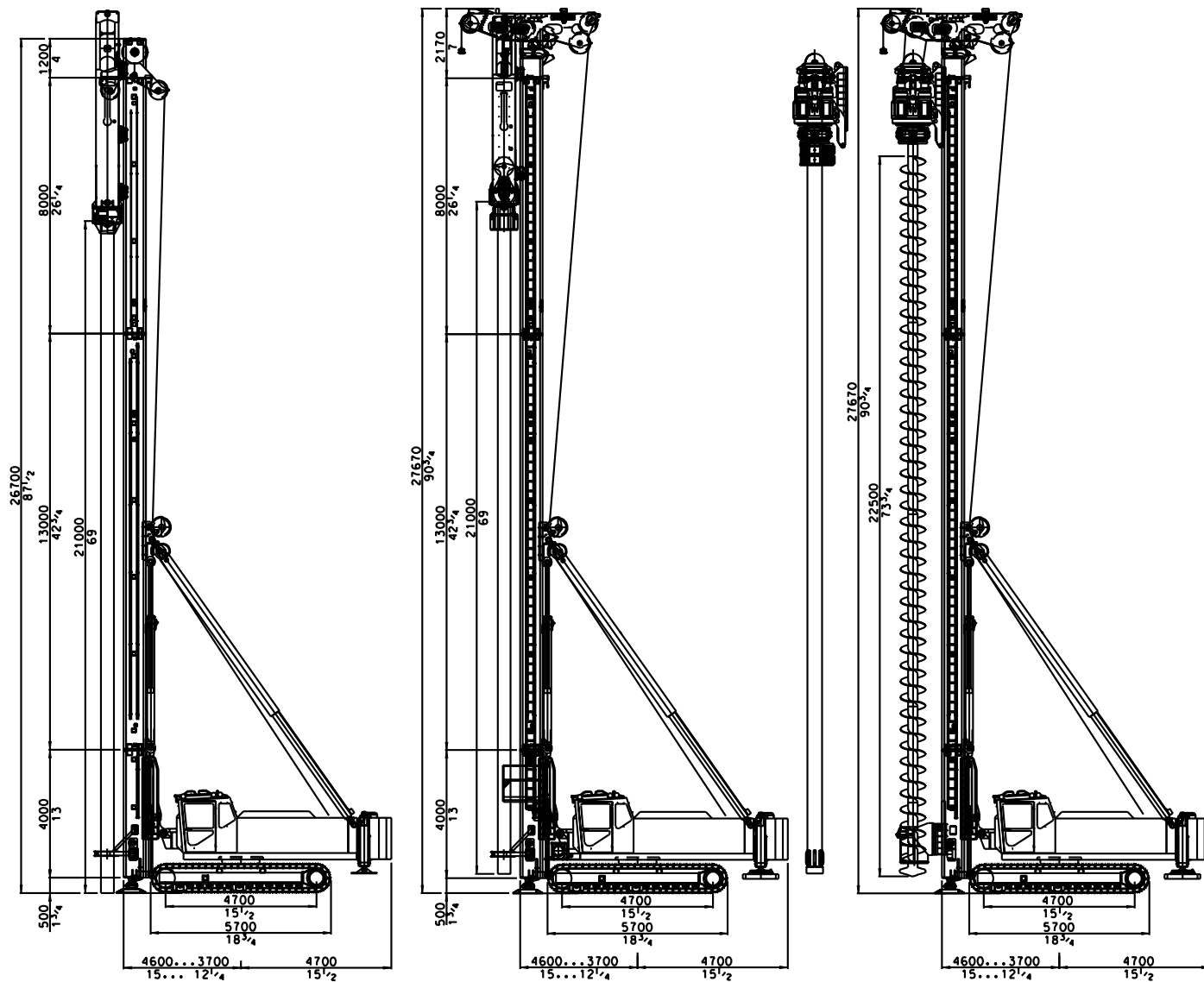
PM 26 transport dimensions with extraction cathead.



PM 26
Multipurpose Piling Rig

Junttan Oy reserves the right to amend the specification without prior notice. Error and misprints reserved. 3 March 2005 - version M126001.

Junttan PM 26 is a multipurpose piling rig for heavy-duty working. But the rig is still one of the lightest and most efficient in its category. The rig can be equipped with pile driving, CFA, cast-in-situ or large diameter piling equipment. The recommended hammer ram weight is from 6 000 to 12 000 kg and the maximum pile length is 25 meters (82 ft). The maximum torque is 400 kNm. The rig has proven productivity due to easy and fast handling of piles and top pile driving performance with Junttan hydraulic hammers and rotary heads. An optional side drill or vibrator hammer makes pile driving even more efficient in some soil conditions. With optional Junttan equipment, optimised working set-up of the rig can be easily achieved.



Pile driving-work

PM 26 + HHK 7A hammer with side cathead for pile driving.

Counterweight: 4 000 kg (8800 lb)
Working weight: 77 000 kg (170 000 lb)

Cast-in-situ-work

PM 26 + HHK 5A hammer with extraction cathead for cast-in-situ piling.

Counterweight: 10 000 kg (22 000 lb)
Working weight: 83 000 kg (183 000 lb) without tube

CFA and Displacement-work

PM 26 + JD 40C rotary head with extraction cathead for CFA and bored displacement piles.

Counterweight: 10 000 kg (22 000 lb)
Working weight: 88 000 kg (195 000 lb) without tools

Leader				
Type	KE 269602			
Length	Leader sections	m (ft)	4+13+8	(13+43+26)
	Total Length	m (ft)	26.7	(88)
Maximum capacity (pile+hammer)		kg (lb)	30 000	(66 000)
Movements	Vertical movement up/down	mm (inch)	1700/100	(67/4)
	Horizontal movement max.	mm (inch)	900	(35)
	Inclinations	According to a separate capacity table		
Others	Hydraulic pile arms on leader			
	Leader foot plate			
	Electronic leader inclinometer			
Uppercarriage				
Winches	(single line pull, 1. layer)			
	Main winch (hammer)	kg (lb)	18 000	(39 700)
	Aux. winch (pile)	kg (lb)	10 000	(22 000)
Engine	Make and Model	Cummins QSX15		
	Power	kW (hp)	403	(540)
	Fuel tank volume	l (gal)	550	(145)
Hydraulics	Hydraulic oil tank volume	l (gal)	1100	(290)
	Max. oil flow	l/min (gpm)	2x 369 + 2 x 70 at 1900 rpm (2x 97 + 2 x 18 at 1900 rpm)	
	Max. pressure	bar (psi)	350	(5080)
Counterweight	Weight	kg (lb)	8 000	(17 600)
Undercarriage				
Type	AV 269902			
	Crawler length	mm (ft)	5700	(18 3/4)
	Min. width	mm (ft)	3500	(11 1/2)
	Max. width	mm (ft)	4500	(14 3/4)
	Triple grouser type track shoes	mm (ft)	900	(3)
Transport dimensions				
	Length	m (ft)	26.2	(86)
	Width	mm (ft)	3500	(11 1/2)
	Height without hammer/rotary head	mm (ft)	3400	(11 1/4)
	Total weight	kg (lb)	65 000	(143 300)
	(including counterweight (4 000 kg / 8 800 lb))			
Optional equipment / Working method				
	Driven	Cast-in-situ	CFA	Displacement
• Leader hinge	X			
• Leader extension 2 m (6 1/2 ft), self erecting	X	X	X	X
• Leader extension 4 m (12 1/4 ft), not self erecting	X	X	X	X
• Extraction cathead		X	X	X
• Extraction device		X		
• Person lift		X	X	X
• Main winch upgrade 25 000 kg (55 100 kg)	X	X	X	X
• Auxiliary winch upgrade 12 000 kg (26 500 lb)	X	X	X	X
• Aux. II winch 5 000 kg (11 000 lb)	X	X	X	X
• Instrumentation	X	X	X	X
• Flat track shoes	X	X	X	X
• Side drill (JD 3)	X			
• Rotary head JD 25 or JD 40C			X	X
• Hydraulic hammer HHK 5-12A / HHK 5-9S	X			
• Hydraulic hammer HHK 5-6A / HHK 5-6S		X		
• Additional counterweight, 2000 kg (4400 lb)	X	X	X	X
• Air conditioning for cabin	X	X	X	X
• Other accessories available on request	X	X	X	X
Approvals				
Manufactured according to EN 996 / 791 standards				